



UNIVERSITY OF BOTSWANA

Fast Facts

2006/07 – 2007/08



Department of Institutional Planning

VALUES

Students, by creating a holistic environment which ensures that learning is their central focus and by establishing and developing a range of learning, social, cultural and recreational opportunities that will facilitate the full realisation of their potential for academic and personal growth

Academic Freedom, by upholding the spirit of free and critical thought and enquiry, through the tolerance of a diversity of beliefs and understanding, as well as the open exchange of ideas and knowledge

Academic Integrity expressed in creativity, objective analysis, experimentation, critical appraisal, independent thought, informed debate and intellectual honesty

Cultural Authenticity by ensuring that the diversity of Botswana's indigenous values and cultural heritage forms an important part of the academic and organisational life of the institution

Internationalism through participation in the global world of scholarship, by being receptive and responsive to issues within the international environment as well as the recruitment of an international staff and student body

Professional and Ethical Standards by upholding the highest professional and ethical behaviour and through openness, honesty, tolerance and respect for the individual

Social responsibility by promoting an awareness of, and providing leadership in responding to, the issues and problems facing society

Equity by ensuring equal opportunity and non-discrimination on the basis of personal, ethnic, religious, gender or other social characteristics

Autonomy as an institution, that is, through its self-governing structures, independent in action while being responsive to societal needs

Public Accountability by ensuring transparent decision-making and open review as well as the full participation of stakeholders in the development of the institution

Productivity through the setting and rewarding of high standards of performance underpinned by a dedication to quality, efficiency and effectiveness throughout the institution.

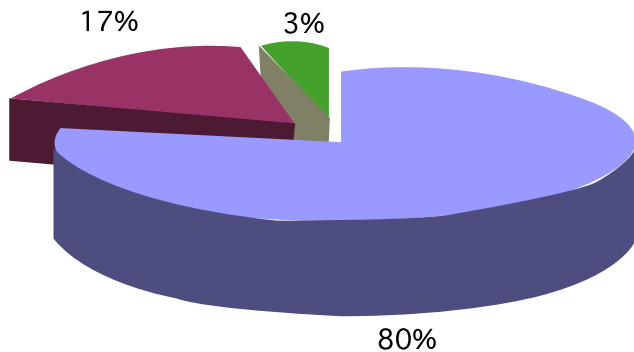
STUDENT ENROLMENT

Offering Type	2006/07	2007/08
Full-Time	12, 935	12, 401
Part time	2, 820	2, 584
Distance Learners	484	499
Total	16, 239	15, 484

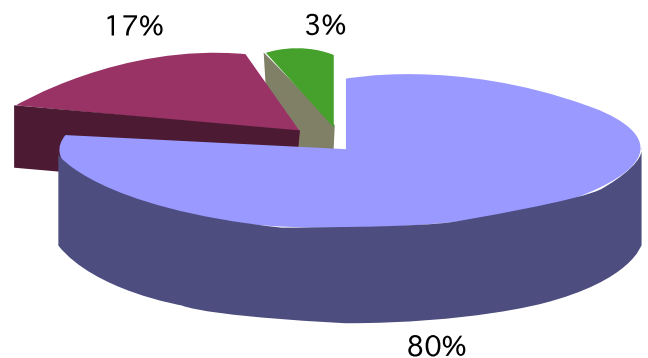
Total Enrolment by Faculty/School 2006/07–2007/08

	2006/07	2007/08
Business	4, 101	3, 826
Education	2, 448	2, 200
Engineering & Technology	1, 381	1, 470
Graduate Studies	992	1, 029
Health Sciences	346	305
Humanities	2, 997	2, 677
Science	1, 582	1, 643
Social Sciences	2, 392	2, 334

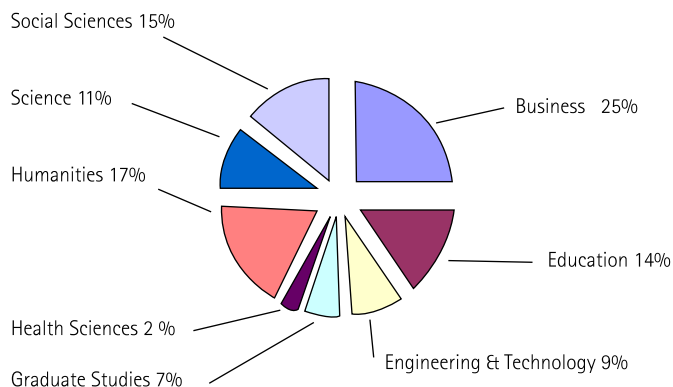
Student Proportion by Offering Type 2006–07



Student Proportion by Offering Type 2007–08



Student Proportion by Faculty/School 2007/08

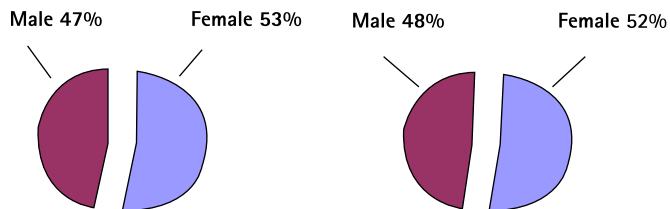


Total Enrolment by Level

	2006/07	2007/08
Undergraduate Certificate	310	310
Undergraduate Diploma	3,459	3,040
Undergraduate Degree	10,940	10,689
Postgraduate Diploma	540	417
Master's Degree	946	975
MPhil/ PhD	44	53

Total Enrolment by Gender

	2006/07	2007/08
Female	8,637	8,081
Male	7,602	7,403



Total Enrolment by Faculty/School by Gender

	2006/07		2007/08	
	Female	Male	Female	Male
Business	2,552	1,549	2,359	1,467
Education	1,471	977	1,309	891
Engineering & Technology	194	1,187	205	1,265
Graduate Studies	486	506	479	550
Health Sciences	187	159	164	141
Humanities	1,916	1,081	1,703	974
Science	427	1,155	463	1,180
Social Sciences	1,404	988	1,399	935

Total Enrolment by Nationality

Country/Region	2006/07	2007/08
Botswana	15,513	14,645
Other SADC Countries	147	137
Rest of the World	579	702

Total Awards by Faculty/School

	Oct, 2006	Oct, 2007
Business	666	596
Education	898	937
Engineering & Technology	376	326
Graduate Studies	171	198
Health Sciences	96	102
Humanities	631	790
Science	121	124
Social Sciences	550	536

Award by Level

	Oct, 2006	Oct, 2007
Undergraduate Certificate	207	51
Undergraduate Diploma	882	790
Undergraduate Degree	1,852	2,140
Postgraduate Diploma	407	430
Master's Degree	159	192
MPhil/PhD	12	6

LIBRARY

2007/08

Books	382,909
Pamphlets	18,069
Periodical titles	1,130
Full text Journals	30,428
OPAC terminals	13
Internet Dedicated Workstations	186
Registered Users	25,000
Seating Capacity	1,151

SPACE

Usable Floor Area (UFA) in square metres

Buildings UFA	32,153
Academic Space	23,163
Office Space Area	8,107

STAFF

Total Staff Establishment

	2006/07	2007/08
Academic	767	831
Support Staff	1,395	1,373
Industrial Staff	478	454

Academic Staff by Rank

	2006/07	2007/08
Professor	70	73
Associate Professor	66	70
Senior Lecturer	226	249
Lecturer	405	439